

SupersportX-GT4

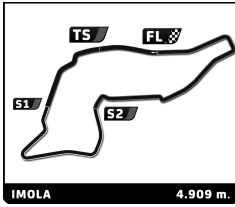
4 Hours of Imola

Race 1

Sector Analysis

— Invalidated Lap ■ Personal Best ■ Session Best B Crossing the pit lane

Lap	Time	Sector 1	Sector 2	Sector 3	Kph	Elapsed	Lap	Time	Sector 1	Sector 2	Sector 3	Kph	Elapsed
2 V-Action Racing Team BMW M2 Cup XGTM 1. Eugenio MANNARINO							1	1:50.880	23.516	36.658	50.706	152.3	1:50.880
1	2:09.628	32.375	41.027	56.226	130.3	2:09.628	2	1:50.378	23.006	36.498	50.874	160.1	3:41.258
2	2:01.613	25.226	40.419	55.968	145.3	4:11.241	3	1:49.510	22.897	35.918	50.695	161.4	5:30.768
3	2:00.110	24.932	39.764	55.414	147.1	6:11.351	4	1:49.926	22.896	36.188	50.842	160.8	7:20.694
4	2:00.262	24.866	39.945	55.451	146.9	8:11.613	5	1:49.704	22.961			161.1	9:10.398
5	1:59.172	24.719	39.246	55.207	148.3	10:10.785	6	1:51.458	22.883			158.6	11:01.856
6	1:59.163	24.686	39.493	54.984	148.3	12:09.948	7	1:50.792	23.040	36.464	51.288	159.5	12:52.648
7	1:59.990	24.484	40.120	55.386	147.3	14:09.938	8	1:50.148	23.079			160.4	14:42.796
8	1:59.073	24.670	39.566	54.837	148.4	16:09.011	9	1:50.886	22.917	36.246	51.723	159.4	16:33.682
9	1:59.272	24.841	39.542	54.889	148.2	18:08.283	10	1:50.455	23.091	36.373	50.991	160.0	18:24.137
10	1:57.906	24.572	39.038	54.296	149.9	20:06.189	11	1:50.757	23.005			159.6	20:14.894
11	2:01.518	24.525	41.255	55.738	145.4	22:07.707	12	1:50.215	22.906	36.323	50.986	160.3	22:05.109
12	2:01.095	26.562	39.896	54.637	145.9	24:08.802	13	1:50.274	22.946			160.3	23:55.383
13	1:59.465	24.728	39.457	55.280	147.9	26:08.267	14	1:51.264	22.825	36.175	52.264	158.8	25:46.647
3 V-Action Racing Team BMW M2 Cup XGTM 1. Andrea FRIZZA							9 Team Malucelli Porsche 911 Cup 92 Supersport GT 1. Francesco TURZO						
1	2:06.171	30.872	40.357	54.942	133.8	2:06.171	1	1:52.371	24.207	36.744	51.420	150.3	1:52.371
2	1:57.585	24.587	38.959	54.039	150.3	4:03.756	2	1:50.973	23.304	36.653	51.016	159.2	3:43.344
3	1:56.135	24.135	38.476	53.524	152.2	5:59.891	3	1:50.208	23.184	36.461	50.563	160.4	5:33.552
4	1:56.163	23.847	38.542	53.774	152.1	7:56.054	4	1:50.093	23.138	36.343	50.612	160.5	7:23.645
5	1:56.686	24.106	38.469	54.111	151.5	9:52.740	5	1:50.695	22.980	36.591	51.124	159.6	9:14.340
6	1:56.767	24.129	38.789	53.849	151.3	11:49.507	6	1:49.790	23.066	36.112	50.612	161.0	11:04.130
7	1:56.835	24.258	38.664	53.913	151.3	13:46.342	7	1:50.159	23.272	36.224	50.663	160.4	12:54.289
8	1:56.914	24.240	38.514	54.160	151.2	15:43.256	8	1:50.694	23.223	36.439	51.032	159.7	14:44.983
9	1:56.373	23.961	38.470	53.942	151.9	17:39.629	9	1:51.423	23.389	36.740	51.294	158.6	16:36.406
10	1:57.608	24.057	39.116	54.435	150.3	19:37.237	10	1:50.296	23.037	36.293	50.966	160.2	18:26.702
11	1:57.719	24.203	39.174	54.342	150.1	21:34.956	11	1:50.596	23.142	36.405	51.049	159.8	20:17.298
12	1:57.627	24.360	38.933	54.334	150.2	23:32.583	12	1:50.909	23.156	36.329	51.424	159.3	22:08.207
13	1:57.395	24.260	38.931	54.204	150.5	25:29.978	13	1:50.253	23.148	36.191	50.914	160.3	23:58.460
14	1:58.255	24.342	39.335	54.578	149.4	27:28.233	14	1:51.257	23.339	36.519	51.399	158.8	25:49.717
7 C.Z. Bassano Racing Team Mercedes AMG GT4 XGT4 1. Manuel LASAGNI							10 ZRS Motorsport Porsche 911 Cup 92 Supersport GT 1. Nicola FRANZOSO 2. Walter PUGLIESE						
1	2:00.369	29.120	38.719	52.530	140.3	2:00.369	1	1:56.133	26.491	37.565	52.077	145.4	1:56.133
2	1:54.563	23.856	38.268	52.439	154.3	3:54.932	2	1:52.934	23.679	36.997	52.258	156.5	3:49.067
3	1:53.657	23.752	37.357	52.548	155.5	5:48.589	3	1:52.398	23.736	36.983	51.679	157.2	5:41.465
4	1:53.158	23.561	37.281	52.316	156.2	7:41.747	4	1:51.965	23.634	36.768	51.563	157.8	7:33.430
5	1:53.374	23.638	37.363	52.373	155.9	9:35.121	5	1:51.616	23.364	36.731	51.521	158.3	9:25.046
6	1:53.711	23.702	37.655	52.354	155.4	11:28.832	6	1:51.600	23.447	36.627	51.526	158.4	11:16.646
7	1:53.593	23.950	37.409	52.234	155.6	13:22.425	7	1:51.994	23.672	36.727	51.595	157.8	13:08.640
8	1:53.209	23.728	37.311	52.170	156.1	15:15.634	8	1:52.401	23.434	37.173	51.794	157.2	15:01.041
9	1:54.223	24.203	37.644	52.376	154.7	17:09.857	9	1:52.754	24.247	36.777	51.730	156.7	16:53.795
10	1:53.566	23.807	37.380	52.379	155.6	19:03.423	10	1:51.145	23.310	36.421	51.414	159.0	18:44.940
11	1:53.269	23.644	37.498	52.127	156.0	20:56.692	11	1:51.608	23.420	36.757	51.431	158.3	20:36.548
12	1:53.892	23.692	37.544	52.656	155.2	22:50.584	12	1:52.210	23.723	36.465	52.022	157.5	22:28.758
13	1:53.761	23.768	37.436	52.557	155.3	24:44.345	13	1:52.141	23.509	36.653	51.979	157.6	24:20.899
14	1:55.395	23.704	38.453	53.238	153.1	26:39.740	14	1:52.832	23.457	37.133	52.242	156.6	26:13.731
8 DL Racing Lamborghini Super Trofeo EVO2 Supersport GT 1. Niccolò LOIA 2. Alessio SCAUZILLO							11 ZRS Motorsport Porsche 911 Cup 991 Gen2 Supersport GT 1. Riccardo DE BELLIS 2. Francesco GUIDI						
1	1:56.783	27.206	37.603	51.974	144.6	1:56.783	1	1:56.783	27.206	37.603	51.974	144.6	1:56.783
2	1:53.680	23.523	37.076	53.081	155.5	3:50.463	2	1:53.680	23.523	37.076	53.081	155.5	3:50.463
3	1:52.922	23.059	38.094	51.769	156.5	5:43.385	3	1:52.922	23.059	38.094	51.769	156.5	5:43.385



SupersportX-GT4

4 Hours of Imola

Race 1

Sector Analysis

— Invalidated Lap
 ■ Personal Best
 ■ Session Best
 ■ Crossing the pit lane

Lap	Time	Sector 1	Sector 2	Sector 3	Kph	Elapsed	Lap	Time	Sector 1	Sector 2	Sector 3	Kph	Elapsed
4	1:52.118	23.067	37.597	51.454	157.6	7:35.503	7	1:55.704	23.975	38.318	53.411	152.7	13:38.189
5	1:51.874	23.078	37.231	51.565	158.0	9:27.377	8	1:55.580	24.059			152.9	15:33.769
6	1:52.115	22.931	37.356	51.828	157.6	11:19.492	9	1:55.292	23.879			153.3	17:29.061
7	1:51.757	23.470	37.122	51.165	158.1	13:11.249	10	1:55.311	23.818			153.3	19:24.372
8	1:51.696	23.071	37.271	51.354	158.2	15:02.945	11	1:55.539	24.117			153.0	21:19.911
9	1:50.998	23.136	36.984	50.878	159.2	16:53.943	12	1:55.389	23.945			153.2	23:15.300
10	1:54.371	23.457	37.057	53.857	154.5	18:48.314	13	1:55.450	24.129			153.1	25:10.750
11	1:53.209	23.286	37.744	52.179	156.1	20:41.523	14	1:56.015	24.047	38.593	53.375	152.3	27:06.765
12	1:52.680	23.374	37.499	51.807	156.8	22:34.203							
13	1:52.624	23.409	37.586	51.629	156.9	24:26.827							
14	1:55.535	23.622	38.547	53.366	153.0	26:22.362							

12
ZRS Motorsport
 1. Pierluigi MOSCONE
 Porsche 911 Cup 992
 Supersport GT

1	1:55.031	25.906	37.453	51.672	146.8	1:55.031
2	1:50.928	23.412	36.584	50.932	159.3	3:45.959
3	1:51.110	23.415	36.877	50.818	159.1	5:37.069
4	1:49.793	23.222	36.259	50.312	161.0	7:26.862
5	1:50.221	23.000	36.674	50.547	160.3	9:17.083
6	1:50.169	23.143	36.600	50.426	160.4	11:07.252
7	1:50.876	23.045	36.480	51.351	159.4	12:58.128
8	1:50.656	23.073	36.478	51.105	159.7	14:48.784
9	1:50.416	22.861	36.332	51.223	160.1	16:39.200
10	1:49.901	23.114	36.445	50.342	160.8	18:29.101
11	1:50.299	22.917	36.726	50.656	160.2	20:19.400
12	1:50.735	22.971	36.834	50.930	159.6	22:10.135
13	1:51.370	23.767	36.797	50.806	158.7	24:01.505
14	1:52.821	22.962	38.672	51.187	156.6	25:54.326

19
Lema Racing
 1. Mark KASTELIC
 Mercedes AMG GT4
 XGT4

1	2:01.302	29.480	39.313	52.509	139.2	2:01.302
2	1:54.537	23.935	37.720	52.882	154.3	3:55.839
3	1:55.675	24.573			152.8	5:51.514
4	1:55.435	24.725			153.1	7:46.949
5	1:54.232	24.027	37.820	52.385	154.7	9:41.181
6	1:53.848	23.912	37.692	52.244	155.2	11:35.029
7	1:54.101	23.874			154.9	13:29.130
8	1:53.900	23.888			155.2	15:23.030
9	1:53.731	23.672			155.4	17:16.761
10	1:53.802	23.739			155.3	19:10.563
11	1:54.233	23.948	37.819	52.466	154.7	21:04.796
12	1:54.148	23.886			154.8	22:58.944
13	1:54.568	23.739			154.3	24:53.512
14	1:54.368	23.947			154.5	26:47.880

20
Lema Racing
 1. Dawid ZYDLEWSKI
 Mercedes AMG GT4
 XGT4

1	2:05.442	29.811	41.042	54.589	134.6	2:05.442
2	1:56.511	24.505			151.7	4:01.953
3	1:55.218	23.961			153.4	5:57.171
4	1:55.060	23.985			153.6	7:52.231
5	1:55.113	23.949			153.5	9:47.344
6	1:55.141	23.896			153.5	11:42.485

21
DL Racing
 1. Alessio Calogero SALVAG
 Lamborghini Super Trofeo EVO2
 Supersport GT

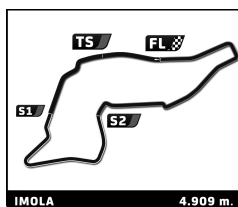
1	1:53.932	25.225	37.495	51.212	148.2	1:53.932
2	1:50.319	22.881	36.356	51.082	160.2	3:44.251
3	1:51.243	23.132	36.734	51.377	158.9	5:35.494
4	1:50.085	23.143	36.291	50.651	160.5	7:25.579
5	1:50.255	22.924	36.640	50.691	160.3	9:15.834
6	1:50.049	22.777	36.451	50.821	160.6	11:05.883
7	1:50.983	22.787	36.568	51.628	159.2	12:56.866
8	1:50.486	22.962	36.545	50.979	160.0	14:47.352
9	1:50.917	23.016	36.918	50.983	159.3	16:38.269
10	1:49.576	22.806	36.055	50.715	161.3	18:27.845
11	1:50.067	22.778	36.481	50.808	160.6	20:17.912
12	1:50.777	22.880	36.911	50.986	159.5	22:08.689
13	1:50.728	23.067	36.683	50.978	159.6	23:59.417
14	1:51.563	23.450	36.460	51.653	158.4	25:50.980

27
GDL
 1. Pierluigi VERONESI
 2. Gian Piero CRISTONI
 Porsche 911 Cup 992
 Supersport GT

1	1:49.824	23.278	35.955	50.591	153.8	1:49.824
2	1:50.117	23.161	36.157	50.799	160.5	3:39.941
3	1:49.136	23.227	35.858	50.051	161.9	5:29.077
4	1:49.797	22.921	36.365	50.511	161.0	7:18.874
5	1:49.773	23.116	36.121	50.536	161.0	9:08.647
6	1:49.797	23.133	36.097	50.567	161.0	10:58.444
7	1:49.993	23.017	36.107	50.869	160.7	12:48.437
8	1:50.277	23.029	36.543	50.705	160.3	14:38.714
9	1:50.531	23.087	36.580	50.864	159.9	16:29.245
10	1:50.569	23.056	36.567	50.946	159.8	18:19.814
11	1:49.763	23.053	36.149	50.561	161.0	20:09.577
12	1:50.495	23.073	36.588	50.834	159.9	22:00.072
13	1:50.687	23.044	36.996	50.647	159.7	23:50.759
14	1:51.710	23.024	37.078	51.608	158.2	25:42.469

44
PS Performance
 1. Filippo RADDINO
 2. Alfredo FRANCESCHI
 Porsche 911 Cup 992
 Supersport GT

1	2:03.171	28.713	41.119	53.339	137.1	2:03.171
2	1:54.932	24.221	38.160	52.551	153.8	3:58.103
3	1:53.745	24.023	37.540	52.182	155.4	5:51.848
4	1:53.385	23.856	37.594	51.935	155.9	7:45.233
5	1:53.076	23.816	37.355	51.905	156.3	9:38.309
6	1:52.516	24.121	36.890	51.505	157.1	11:30.825
7	1:52.473	23.621	36.912	51.940	157.1	13:23.298
8	1:52.553	23.682	37.190	51.681	157.0	15:15.851
9	1:52.639	23.485	37.369	51.785	156.9	17:08.490



SupersportX-GT4

4 Hours of Imola

Race 1

Sector Analysis

— Invalidated Lap ■ Personal Best ■ Session Best B Crossing the pit lane

Lap	Time	Sector 1	Sector 2	Sector 3	Kph	Elapsed	Lap	Time	Sector 1	Sector 2	Sector 3	Kph	Elapsed
10	1:52.547	23.467	37.140	51.940	157.0	19:01.037	13	1:53.647	23.526	37.365	52.756	155.5	24:43.952
11	1:53.538	23.817	37.585	52.136	155.7	20:54.575	14	1:55.635	23.508	38.750	53.377	152.8	26:39.587
12	1:52.317	23.509	37.056	51.752	157.3	22:46.892							
13	1:53.364	23.658	37.087	52.619	155.9	24:40.256							
14	1:53.411	24.013	37.511	51.887	155.8	26:33.667							

48

DL Racing
 1. Cristian BORTOLATO
Lamborghini Super Trofeo EVO2
 Supersport GT

1	1:58.511	27.908	38.180	52.423	142.5	1:58.511
2	1:52.941	23.823	36.947	52.171	156.5	3:51.452
3	1:52.752	23.655	37.141	51.956	156.7	5:44.204
4	1:52.318	23.519	37.048	51.751	157.3	7:36.522
5	1:51.880	23.436	37.177	51.267	158.0	9:28.402
6	1:52.161	23.317	36.748	52.096	157.6	11:20.563
7	1:55.122	23.275	36.881	54.966	153.5	13:15.685
8	1:52.404	23.806	37.102	51.496	157.2	15:08.089
9	1:53.038	23.710	37.391	51.937	156.3	17:01.127
10	1:52.528	23.650	36.980	51.898	157.0	18:53.655
11	1:52.255	23.327	36.371	52.557	157.4	20:45.910
12	1:50.761	23.167	36.915	50.679	159.6	22:36.671
13	2:17.538	23.189	36.459	1:17.890	128.5	24:54.209
14	2:09.570	29.364	44.808	55.398	136.4	27:03.779

50

DL Racing
 1. Marco SANTANOCITA
 2. Matteo MARULLA
Lamborghini Super Trofeo EVO2
 Supersport GT

1	1:58.225	27.567	37.673	52.985	142.8	1:58.225
2	1:54.781	24.418	37.865	52.498	154.0	3:53.006
3	1:53.508	23.622	37.523	52.363	155.7	5:46.514
4	1:53.304	23.616	37.206	52.482	156.0	7:39.818
5	1:53.741	23.625	37.297	52.819	155.4	9:33.559
6	1:53.092	23.754	37.288	52.050	156.3	11:26.651
7	1:53.029	23.438	37.065	52.526	156.4	13:19.680
8	1:53.104	23.366	37.321	52.417	156.2	15:12.784
9	1:52.837	23.453	37.112	52.272	156.6	17:05.621
10	1:52.420	23.217	36.977	52.226	157.2	18:58.041
11	1:51.872	23.253	36.827	51.792	158.0	20:49.913
12	1:51.432	23.127	36.680	51.625	158.6	22:41.345
13	1:52.075	23.139	36.747	52.189	157.7	24:33.420
14	1:51.481	23.218	36.595	51.668	158.5	26:24.901

62

Promodrive
 1. Benjamin SYLVESTERSSON
BMW M4 GT4
 XGT4

1	2:00.061	28.897	38.663	52.501	140.7	2:00.061
2	1:54.228	23.675	38.324	52.229	154.7	3:54.289
3	1:53.644	23.534	37.598	52.512	155.5	5:47.933
4	1:53.227	23.424	37.521	52.282	156.1	7:41.160
5	1:53.673	23.375	37.594	52.704	155.5	9:34.833
6	1:53.603	23.525	37.821	52.257	155.6	11:28.436
7	1:53.043	23.373	37.341	52.329	156.3	13:21.479
8	1:53.393	23.481	37.444	52.468	155.9	15:14.872
9	1:53.358	23.550	37.391	52.417	155.9	17:08.230
10	1:54.424	24.266	37.729	52.429	154.4	19:02.654
11	1:53.670	23.485	37.449	52.736	155.5	20:56.324
12	1:53.981	23.502	37.698	52.781	155.0	22:50.305

72

PRO Motorsport
 1. Sashko ATANASOVSKI
BMW M2 Cup
 XGTM

1	2:07.005	31.053	40.545	55.407	133.0	2:07.005
2	1:58.049	24.215	39.213	54.621	149.7	4:05.054
3	1:57.062	24.281	39.030	53.751	151.0	6:02.116
4	1:56.995	24.205	38.775	54.015	151.1	7:59.111
5	1:57.751	24.331	38.793	54.627	150.1	9:56.862
6	1:57.365	24.144	38.969	54.252	150.6	11:54.227
7	1:58.481	24.486	38.846	55.149	149.2	13:52.708
8	1:58.118	24.295	39.109	54.714	149.6	15:50.826
9	1:58.291	24.595	38.846	54.850	149.4	17:49.117
10	1:59.614	24.643	39.316	55.655	147.7	19:48.731
11	1:59.123	25.467	38.999	54.657	148.4	21:47.854
12	1:58.061	24.532	38.841	54.688	149.7	23:45.915
13	1:58.752	24.483	39.333	54.936	148.8	25:44.667

75

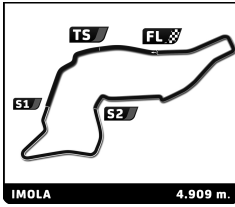
Centri Porsche Ticino
 1. Danilo ARFINI
Porsche Cayman GT4 718 Clubsport MR
 XGT4

1	2:07.633	31.278	40.645	55.710	132.3	2:07.633
2	1:58.936	24.801	39.270	54.865	148.6	4:06.569
3	1:58.102	24.821	39.181	54.100	149.6	6:04.671
4	1:57.291	24.670	38.672	53.949	150.7	8:01.962
5	1:57.256	24.489	38.686	54.081	150.7	9:59.218
6	1:57.150	24.401	39.024	53.725	150.9	11:56.368
7	1:56.947	24.430	38.629	53.888	151.1	13:53.315
8	1:58.086	24.339	38.868	54.879	149.7	15:51.401
9	1:57.978	24.506	39.175	54.297	149.8	17:49.379
10	1:59.127	24.539	39.693	54.895	148.3	19:48.506
11	1:59.747	25.166	38.469	56.112	147.6	21:48.253
12	1:58.194	24.687	38.939	54.568	149.5	23:46.447
13	2:01.736	24.724	41.191	55.821	145.2	25:48.183

76

Autorlando Sport
 1. Tomas Machado GUEDES
Porsche Cayman GT4 718 RS Clubsport
 XGT4

1	1:59.567	28.738	38.045	52.784	141.2	1:59.567
2	1:54.405	23.860	37.853	52.692	154.5	3:53.972
3	1:53.413	23.640	37.442	52.331	155.8	5:47.385
4	1:53.340	23.574	37.393	52.373	155.9	7:40.725
5	1:53.723	23.623	37.367	52.733	155.4	9:34.448
6	1:53.425	23.688	37.451	52.286	155.8	11:27.873
7	1:53.165	23.632	37.319	52.214	156.2	13:21.038
8	1:53.167	23.653	37.319	52.195	156.2	15:14.205
9	1:53.358	23.591	37.483	52.284	155.9	17:07.563
10	1:53.461	23.607	37.241	52.613	155.8	19:01.024
11	1:54.876	24.087	38.049	52.740	153.8	20:55.900
12	1:53.437	23.685	37.431	52.321	155.8	22:49.337
13	1:54.140	23.803	37.489	52.848	154.8	24:43.477
14	1:55.742	23.764	38.759	53.219	152.7	26:39.219



SupersportX-GT4

4 Hours of Imola

Race 1

Sector Analysis

_ Invalidated Lap
 ■ Personal Best
 ■ Session Best
 B Crossing the pit lane

Lap	Time	Sector 1	Sector 2	Sector 3	Kph	Elapsed	Lap	Time	Sector 1	Sector 2	Sector 3	Kph	Elapsed
77		Lema Racing		Audi R8 LMS GT4									
		1.Valentino MINI		XGT4									
1	2:05.837	30.389	40.172	55.276	134.2	2:05.837							
2	1:57.090	24.469	38.838	53.783	150.9	4:02.927							
3	1:55.386	24.145	38.068	53.173	153.2	5:58.313							
4	1:55.352	24.088	38.126	53.138	153.2	7:53.665							
5	1:56.307	24.917	38.210	53.180	151.9	9:49.972							
6	1:55.710	24.024	38.181	53.505	152.7	11:45.682							
7	1:55.557	24.197	38.400	52.960	152.9	13:41.239							
8	1:55.796	24.127	38.136	53.533	152.6	15:37.035							
9	1:55.812	24.096	38.117	53.599	152.6	17:32.847							
10	1:56.455	24.093	38.586	53.776	151.8	19:29.302							
11	1:56.419	24.297	38.298	53.824	151.8	21:25.721							
12	1:57.265	24.683	38.869	53.713	150.7	23:22.986							
13	1:57.539	24.458	38.824	54.257	150.4	25:20.525							
14	1:58.283	24.526	39.203	54.554	149.4	27:18.808							